


Thank you for your interest in utilizing Visa’s Card Performance Accelerator

# You can access this powerful business tool in just five easy steps:

**1 Visit Visa Online and click “Enroll Now.”**


You will need to know your Financial Institution’s Business ID (BID) and the name of your Visa Account Executive.



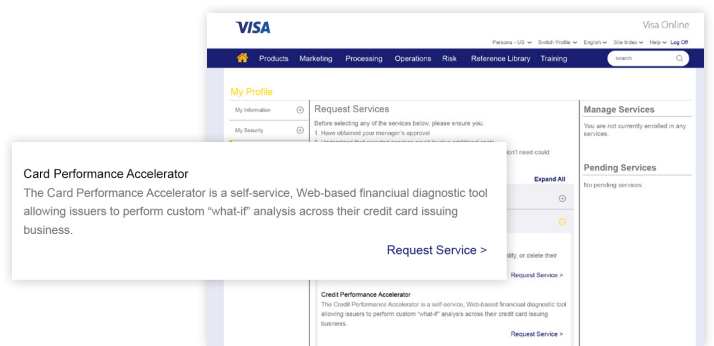
**2 Check your email account** for two separate emails from our Visa Online support team containing your USER NAME and a TEMPORARY PASSWORD.

**3 Log In to Visa Online** with the User Name and Password you received.

**4 Click on the “Add/Edit” option** from the “My Services Section” in the upper left of the homepage.



**5 Select the Card Performance Accelerator (CPA)** from the available Card Programs offerings.



Your request will be processed by our Help Desk team and you should have access within 24-48 hrs.